



Green Cross Australia

2017 Annual Report



Green Cross Australia 2017 Annual Report

ANNUAL REPORT FOR THE YEAR ENDED 31 DECEMBER 2017

CONTENTS

Annual Report	1
Directors' Report	7
Auditor's Independence Declaration	17
Statement of Profit or Loss and Other Comprehensive Income	18
Statement of Financial Position	19
Statement of Changes in Equity	20
Statement of Cashflows	21
Notes to the Financial Statements	22
Responsible Persons Declaration	35
Independent Auditor's Report	36

ABN: 45 125 314 614

Green Cross Australia 2017 Annual Report



Green Cross Australia works with respected business, research, community and government partners to cultivate resilience, environmental sustainability and wellbeing through digital networks and collaborative partnerships. We are not an advocacy group – rather we embrace collaboration to achieve impact.

Our aim is to shift values towards a secure and sustainable future.



We are proud members of an international network with a distinctive history. In 1993 Mikhail Gorbachev founded Green Cross International in order to create a new approach to solving the world's most pressing environmental challenges by reconnecting humanity to the environment. Over 30 Green Cross offices around the world work towards this vision.

Green Cross Australia builds innovative digital projects that educate and empower the people to share our vision and to take positive action at home, in schools and businesses, and in the community. Our business, community and research partnerships draw together leaders and their organisations towards our vision of a more resilient Australia. We know we are making an impact because we track the on-the-ground activities of our network participants using cutting-edge digital mapping technologies.

OUR FUNDING MODEL

Green Cross Australia programs are funded by philanthropic, corporate and government grants, consulting services, and public donations.

A number of highly regarded corporate, research and community volunteers supplement the voluntary contribution of our outstanding Board of Directors. We are grateful for the role they play in shaping our vision, strategy, relationships and projects.

We continue to be grateful for the vote of confidence of members of Green Cross Australia's Business Adaptation Network (BAN), whose activities are reviewed following. BAN member fees are enabling our property resilience agendas to find traction in the corporate sector, which also enhances community prosperity.

Green Cross Australia 2017 Annual Report


BUSINESS ADAPTATION NETWORK

As part of Green Cross Australia, the Business Adaptation Network (BAN) represents Australia's only national climate change adaptation and resilience network focussed on business. Offering member organisations a rare opportunity to collaborate with like-minded organisations and professionals, our members include some of Australia's leading organisations from corporate, government and research sectors. By being part of BAN your organisation is privy to an exclusive, dynamic and growing network working at the forefront of climate adaptation and resilience to develop real world business and community solutions and responses.

BAN members comprise of adaptation and resilience leaders with a wide range of experience who maximise representation in government, not-for-profit and industry sectors. Their diversity of expertise, skills, and networks offer great value and opportunity for members. BAN members have access to participate in a range of exclusive events around Australia with leading speakers communicating the latest adaptation learnings.

As part of the annual BAN focus, opportunities for collaboration within and across sectors are initiated. Collaboration outputs such as these become richer year on year as the BAN membership is enhanced.

With members across corporate, government and not-for-profit, there is substantial opportunity for collaboration, influence and affecting significant change throughout the supply chain and within and across local communities.



Climate Change Impacts in Australia (context)

According to various reports, Australia faces significant economic, social and environmental impacts from climate change. Leading scientists' state climate change will increase the frequency and intensity of extreme weather events. Decisions made today about property, infrastructure, health, ecosystems and communities will have long reaching impacts in the future.

The Task Force on Climate-related Financial Disclosures (TCFD) states that climate change is "one of the most significant, and perhaps most misunderstood, risks that organisations face today".

Green Cross Australia 2017 Annual Report

The TCFD divided climate-related risks into two major categories:

1. risks related to the transition to a lower-carbon economy and
2. risks related to the physical impacts of climate change. The physical risks can either be 'acute' (extreme weather events) or 'chronic' (longer-term shifts in climate patterns).

Business and society will need to learn to adapt to the two main sources of physical impact risks in order to mitigate climate-related losses.

A Community of Resilience Practice

BAN is a place where best adaptation practice can be shared to mainstream responses and lift our nation's resilience to the impacts of climate change.

Working with Green Cross Australia, BAN members are like-minded organisations united in their forward thinking when it comes to climate adaptation. It's all about practical, informed action. Climate change presents opportunities as well as challenges. Foresight is crucial.

During 2017, BAN's activities retracted somewhat following the departure of two Green Cross Australia Directors who were leading BAN engagement. The Green Cross Australia Board restructure now brings four new Directors providing much-needed capacity, experience and diversity. BAN continues to have approximately 20 members from diverse sectors who share a passion for sharing positive adaptation responses and learning from each other.

Business Adaptation Network activities in 2017 included:

Climate Adaptation in the Smart City - The Resilience/Internet of Things Mash-up we had to have.



This event was held on 13 September 2017 at BAN member, Ernst & Young offices in Sydney.

For the Australian economy and society, the risks of climate change and the rapid emergence of IoT collectively represents both a significant opportunity and a very real threat to business, communities and cities. The event explored what role IoT can play in helping to adapt to a changing climate through harnessing one of the biggest global disruptors of our generation. Insights were provided on how we can unlock value by utilising the IoT to connect the dots for business, communities and smart cities.

Professor Jason Evans from University of New South Wales provided a climate context, with the latest climate science for Australia, and whilst strong data analysis continues to be the backbone of future climate projections, the granularity of the data used is coarse at best.

Frank Zeichner, CEO of the Internet of Things Alliance Australia, provided a range of insights into the exploding marketplace around IoT, and its potential to be bigger than the internet in terms of its impact on the economy.

And this gap in the climate modelling data was the strength IoT provided, according to Jeff Feldman from EY, who identified the high-fidelity, granular and near real time data from IoT networks as the potential game changer for climate adaptation.

Green Cross Australia 2017 Annual Report

This sentiment was further supported by Catherine Caruana-McManus of the Internet of Things Alliance who reinforced the creative ways government was deploying sensors throughout the environment to provide real-time situational awareness on conditions such as flooding, water and air quality and humidity.

And while the possibility of gathering such high-fidelity data was now possible in more places, Beck Dawson, Chief Resilience Officer for the City of Sydney, cautioned that without strong governance arrangements and deep engagement from the community, the usefulness of the data may be limited.

What is clear is the proliferation of new resilience-building tools thanks to IoT. And that's what excited the audience. Knowing that as the cost of devices, bandwidth, storage and processing continues to drop dramatically, the application of IoT solutions for climate adaptation will continue to diversify.

Insurability and Resilience for Long Term of Home Ownership

This event was planned for 30 November but had to be delayed due to the State Election and is currently being planned for March/April 2018.

Green Cross Australia's BAN is to facilitate a discussion on climate risk, insurability and long term home ownership. These issues contribute to what has been identified as a key market failure in the Australian housing market that leads to long-term housing unaffordability and lack of resilience in Australian housing stock.

Using the hypothetical scenario of a housing development, the discussion will explore such issues as:

- The need to better understand climate risk, insurability and the implications for long-term home ownership,
- The nexus between affordable house prices and insurability, long-term resilience for homes and actual whole-of-ownership-life costs, and - Establishing a dialogue on how insurability and resilience can be optimised.

The session is based on the central theme that existing practices must change if resilient development is to be undertaken in the face of a changing climate.

Panellists include experts from State Government, the Local Government Association of Queensland, QUT, Climate Risk and the Insurance Council of Australia.

Dialogue with Climate-KIC and Sustainability Victoria on Business Adaptation Network

Green Cross Australia has been in discussions during 2017 with Climate-KIC Australia about working collaboratively on climate adaptation initiatives such as supporting the BAN. In 2018, Green Cross Australia will look to firm up this opportunity with Climate-KIC along with other interested parties, including Sustainability Victoria, who have mutual interest in this area.

Australian Disaster Resilience Handbook contribution

Green Cross Australia provided comment and was formally recognised for its contribution on the recently released Australian Disaster Resilience Handbook (number 12) *Communities Responding to Disasters: Planning for Spontaneous Volunteers*. The handbook outlines nationally agreed principles in planning for spontaneous volunteers in disasters. It provides guidance on planning for and supporting communities responding to disasters. The handbook recognises the important role spontaneous volunteers can play in emergencies and disasters. The handbook is intended to provide guidance to all organisations that have a role or responsibility to help communities following a disaster when spontaneous volunteering occurs. Green Cross was delighted to be asked to provide comment.

Green Cross Australia 2017 Annual Report

Engagement with Queensland Government

Green Cross Australia and some BAN members have been actively engaged with the process of developing Queensland's Adaptation Strategy and Sector Adaptation Plans.

On 11 July 2017, Queensland launched a Transition Strategy to a zero net emissions future and a Climate Adaptation Strategy to outline they will prepare for current and future impacts of a changing climate that reduces risk and increases resilience.

On 21 August 2017, our Board chair Dr Mark Gibbs (far right) with the Queensland Minister for Environment and Heritage Protection, National Parks and the Great Barrier Reef Hon Dr Steven Miles on the launch of Queensland pilot Sector Adaptation Plans for the Build Environment & Infrastructure (BE&I) and Agriculture sectors.

The development of the BE&I Sector Adaptation Plan involved desktop research, two workshops and a survey to collect information from BE&I representatives (including Green Cross Australia and local BAN Members) about their key climate risks, key resource gaps and develop priority actions in response to these gaps.

The Climate Adaptation Strategy and pilot Sector Adaptation Plans provide business greater opportunities to help prioritise adaptation activities, identify emerging opportunities, share knowledge and encourage collaboration on complex issues.



Climate Adaptation Finance Workshop: Path to market - Progressing Catalytic Investments in Climate Adaptation

A report detailing insights from the workshop and adaptation investment opportunities was released in March 2017. Led by the Investor Group on Climate Change (IGCC) and supported by Green Cross Australia's BAN and kindly hosted by Australia Post in Melbourne. This workshop was also supported by Griffith University and the National Climate Change Adaptation Research Facility.

https://igcc.org.au/wp-content/uploads/2017/03/Adaptation_FINAL.pdf

Climate adaptation finance is an emerging investment area within the growing climate finance market, but is not yet mainstreamed in the Australian investment market. Estimates of global investment for adaptation range between US\$20-25 billion a year, leaving a US\$60-100 billion per annum investment gap. Adaptation investment in Australia is as yet slow and unquantifiable, due to its undefined nature. Some large scale iconic investments are showing the way (for example Barangaroo and the Brisbane Airport).

Green Cross Australia 2017 Annual Report

As part of the workstream of the Adaptation Working Group, IGCC, in conjunction with Green Cross Australia's BAN, convened a major multi stakeholder workshop on Climate Adaptation Finance. The workshop drew together 60 key individuals from the investment and banking sectors, insurance, climate science, consultants, academia, industry associations, telecommunications, water utilities, Defence, and representatives from the three levels of government.

Barriers to investing in adaptation

Investors identified the following gaps as major barriers to adaptation investment, including lack of:

- A clearly defined project scope where the adaptation component is made explicit
- A credible project proponent or counterparty
- A revenue stream and commercial investment return
- Adequate project scale
- An accepted framework for allocating financial benefit (value add)
- Effective coordination across different levels of government.

Potential solutions for increasing investment in adaptation

Investors identified the following steps as potential solutions for increasing adaptation investment:

- Adopt blended mitigation and adaptation investment solutions to generate commercial return and adaptation outcomes
- Build on the experience of mitigation finance, particularly through aggregation models to achieve investment scale
- Develop measurement frameworks for adaptation and resilience
- Seek a more coordinated approach to cross- government ownership of adaptation funding and implementation
- Build on lessons learnt from social impact bonds and impact investment in adopting a collaborative approach to project scoping and development.

The intent of the workshop was to explore mechanisms for innovative climate finance structures for real world catalytic climate adaptation projects, heighten investor focus on adaptation finance and develop a set of priority policy engagement areas for IGCC.

If you would like some more information about BAN, please see here:

<http://www.greencrossaustralia.org/our-work/climate-adaptation/business-adaptation-network.aspx>

Primary School Students Green Lane Diary program

The Green Lane Diary is a web-based resource inspiring primary school children to take every day environmental actions to make a difference. Any school is able to access an electronic version of the diary and scrapbook and complete it at any stage of the school year. We are grateful for the participation of teachers and students who took up the challenge to complete the diary.

Because we received no funding support for this fantastic project, resources were developed with significant in-kind support from our core web development partner Zeroseven's lead designer – we are grateful!



DIRECTORS' REPORT

Your directors present their Annual Report on the financial statements of Green Cross Australia for the year ended 31 December 2017.

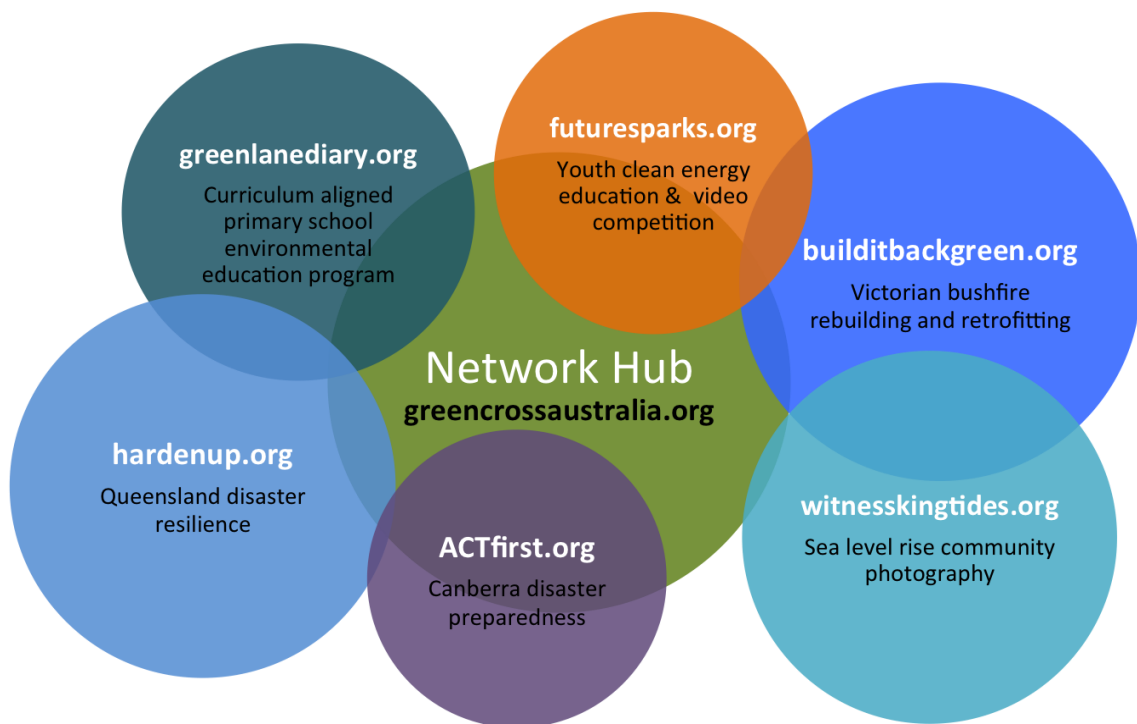
PRINCIPAL ACTIVITIES

Green Cross Australia is a non-profit organisation dedicated to empowering a resilient Australia, inspired by our founder Mikhail Gorbachev and his longstanding commitment to environmental conflict resolution and sustainable development.



Our powerful digital network has reached over 680,000 people and continues to scale as new and existing audiences are empowered to adopt resilient practices. Thanks to the many hundreds of people who have offered photos, case studies, research findings and severe weather tips along the way! Your stories are part of our digital landscape and are empowering others to follow your lead.

Visit our websites to find out how you can contribute to a resilient Australia.



Green Cross Australia 2017 Annual Report

DIRECTORS' REPORT (Continued)

OBJECTIVES AND STRATEGIES

The Company's long term objectives are to empower students, households and businesses to become resilient to natural disasters and the gradual impacts of our changing climate including sea level rise, temperature and rainfall trends. Our programs encourage self-resilience, sustainable practices and community spirit to build local resilience.

Our short term objective is to scale up each of our online platforms and related events programs to maximise the leverage and impact achieved through significant fixed cost website investments. We aim for excellence. We have won 9 major awards for our programs since 2009, and our programs have reached over 570,000 Australians.

Green Cross Australia's core strategy is to employ a networked partnership model boosted by strong digital communications to achieve behaviour change and investments in resilient communities and infrastructure. We work with the research community, businesses, community partners and all levels of government to achieve our aims. Through large-scale partnerships we offer interactive online educational resources that inspire the community to take practical responses that cultivate climate resilience. We measure our impact by tracking community/business responses to our inspiring programs.

Each of our websites creates a program of on-the-ground events around it, working with our partners. These events include community workshops, school based activities, presentations at conferences, working with developers to build a culture of resilience for new residents, local film nights, corporate volunteering programs, and "Hypothetical" style events where local government, business and community leaders come together to address shared risks. We also consult to local governments on imaginative ways to engage their communities on climate adaptation and disaster resilience.

Business Adaption Network (BAN) is Australia's only business climate change adaptation and resilience network. We offer member organisations a rare opportunity - for networking; for information; for support; for keeping in the loop. Working with Green Cross Australia, BAN is a growing group of diverse, yet like-minded organisations united in their forward thinking when it comes to climate adaptation. Green Cross Australia has a history of bringing together businesses from different sectors in creative projects. It's all about practical, informed action. Climate change presents opportunities as well as challenges. Foresight is crucial. And that's exactly why BAN exists.

We operate a nimble and resilient funding model under the leadership of a dynamic Board of Directors who share the organisation's values and purpose. This model enables outsourced project delivery with minimal recurring operating costs.

OPERATING RESULTS AND FINANCIAL POSITION

Net result from the company's activities for the year ended 31 December 2017 was a deficit of \$31,430 (deficit of \$19,960 in 2016). This result is due to our continued commitment to maintaining our suite of websites while we refreshed and expanded the Board membership to reflect changes to both existing Directors commitments and enabling new Directors to come on board. We achieved this with the introduction of four new members to the Board, who bring a wealth of experience and vision. In addition, a decision was taken to write off old plant and equipment which was no longer used.

Green Cross Australia 2017 Annual Report

DIRECTORS' REPORT (Continued)

As a result of the 2017 operating deficit, member's funds decreased from \$97,161 in 2016 to \$65,731. As at 31 December 2017, the company's balance sheet shows total assets of \$66,749 (including cash assets of \$52,831), total liabilities of \$1,018 and net assets of \$65,731.

The company continues to operate in a difficult trading environment, influenced by changing grant programs and a competitive charity marketplace. The streamlined contract based delivery model has allowed the company to continue to remain viable during 2017 and beyond.

KEY PERFORMANCE MEASURES

The company measures its own performance through the use of both quantitative and qualitative benchmarks. The benchmarks are used by the directors to assess the financial sustainability of the company and whether the company's short-term and long-term objectives are being achieved. Key Performance Indicators monitored by the Green Cross Australia Board include:

	2017	2016
Establish and monitor GCA Strategic Plan annual goals with indicative 3 year strategic program	Annual Strategy Workshop held in June 2017. Strategic goals reviewed at Board meetings as fixed agenda item.	
Proactive partnering	Business Adaption Network partnerships were maintained through a series of events with strong participation by members. New partnership opportunities were explored with other organisations, such as Climate KIC. Partner identification, collaboration and monitoring of relationships were in accordance with Strategic Plan. Key partner managers identified and supported for Strategic Plan channels.	Business Adaption Network partnerships continued to grow and develop through a series of events with strong participation by members.
Scale up of programs	Websites reached an audience of 732,210 with 2,191,991 page views across all websites. Key success factors include: <ul style="list-style-type: none"> - Website audience - News media - Social media - Maintained, grew and defended partners in accordance with Strategic Plan 	Websites reached audience of almost 680,000 by end of 2016.

Green Cross Australia 2017 Annual Report

DIRECTORS' REPORT (Continued)

	2017	2016
Leadership and contribution to national reach of programs and websites and social media	Our digital reach for the year included all States and Territories in Australia through various events and platforms. Reported, monitored and adjusted activities via proactive Board at each Board meeting.	Our reach for the year included all States and Territories in Australia through various events and platforms.
Revenue growth consistent with annual Strategic Plan implementation	Revenue was low due to the smaller number of Board members at the beginning of the year and their focus on expanding and enhancing Board membership. Cost management continues to ensure ongoing viability.	Revenue remained low, however cost management continues to ensure ongoing viability.
Profitability and % of expenses spent on administration (benchmark – 5%)	Deficit of \$31,430 incurred reflecting continued pressure on community funding and changing attitudes towards support for climate change community engagement funding. 36% spent on administration costs, mainly due to the write off in the accounts of the carrying values of old equipment no longer used by the company, and the cost of meeting statutory requirements.	Deficit of \$19,960 incurred reflecting continued pressure on community funding and changing attitudes towards support for climate change community engagement funding. 13% spent on administration costs (partly due to change to model described above).
Current ratio showing ability to meet current liabilities from current assets.	52.29	14.17

FUTURE DEVELOPMENTS

The key objective of the 2018 year is for the Board to analyse and assess the scope and focus of the next stage of Green Cross Australia activities. This process will be informed by the pro-bono inputs from a number of key individuals in the Australian urban industry.

Green Cross Australia 2017 Annual Report

DIRECTORS' REPORT (Continued)

DIRECTORS

The directors of Green Cross Australia in office at any time during or since the end of the year are:

Mark Gibbs



Dr Gibbs was appointed to the Board on 22 September 2014.

Dr Gibbs is a Technical Director based in the Brisbane office of AECOM; a global provider of integrated professional technical and management support services for transportation agencies, energy and water systems utilities, and managers of the built and natural environment. Dr Gibbs' specialist expertise is in coastal development and management, with particular skills in quantitative environmental and infrastructure risk assessment.

Dr Gibbs is an adjunct Associate Professor in the School of Mathematics and Physics at the University of Queensland, and an Editor of the ICES Journal of Marine Science, published by Oxford University Press. Mark is an alumni of Melbourne University, UNSW, the Australian Maritime College/University of Tasmania and has spent sabbaticals at the University of California and MIT/Woods Hole Oceanographic Institution.

Prior to joining AECOM, Dr Gibbs was the Deputy Chief of the CSIRO Division of Marine and Atmospheric Research and the Deputy Director of the Australian Government Climate Research Centre based in the Bureau of Meteorology. Dr Gibbs has a strong personal interest in understanding what resilience means for coastal communities and implementing resilience programs that is well-aligned to the mission and approach of Green Cross Australia.

Special Responsibilities – Dr Gibbs was appointed as the Chairman from 20 April 2016.

Jeremy Mansfield



Mr Mansfield was appointed to the Board on 22 September 2014.

Mr Mansfield has held the Sustainability Manager role in Lend Lease for 7 years and has 10 years' experience in the construction industry with significant knowledge and experience in sustainability as well as project and construction management roles in the design, planning and delivery of major building and infrastructure projects.

Mr Mansfield is passionate about disaster resilience, innovation and positive change. With a vast depth of experience in sustainability through design, construction and project management disciplines, he has contributed greatly to the development of Green Cross Australia.

DIRECTORS' REPORT (Continued)

In the last 4 years as a Green Cross Australia volunteer, Mr Mansfield has focused support on online Green Cross Australia programs to advance sustainable development of Australia's built environment and promote natural disaster resilience. In 2013 Jeremy also led a panel on a 7 city tour of Australia & NZ sponsored by CIBSE called 'Adapt and Survive - from hindsight to foresight'.

An alumni of Social Leadership Australia, Queensland Leadership Program 2011/2012, Mr Mansfield is a well-respected sustainability professional with a vast network across government, business and civil society.

Rebecca Edmonds



Ms Edmonds was appointed to the Board on 3 December 2014. She has a strong background in high level project and administrative support to CEOs both in the private and public sectors giving her extensive experience in stakeholder liaison and building relationships in the community.

Now located in the Mary Valley, Ms Edmonds and her husband are developing a café, commercial kitchen and workshop space with a commitment to food security, and continuing to build upon the regions resilience to climate variation and growing population through regenerative agriculture.

Ms Edmonds has also worked in event management and marketing and has done extensive volunteer work with vulnerable people in Brisbane. Her passion lies where humanitarian and environmental efforts meet to build a bright future for our communities and as such has qualifications in Community Development, and is currently undertaking a degree in Sustainable Agriculture.

Special Responsibilities – Ms Edmonds was appointed as a member of the Audit and Finance Committee on 27 May 2015.

Kelly Christodoulou



Ms Christodoulou was appointed to the Board on 23 June 2017. She is the Environmental, Social, Governance (ESG) Manager at AustralianSuper. Her role is to integrate material ESG issues across the investment portfolio. Prior to joining AustralianSuper, she worked in the investment banking houses of Credit Suisse and Morgan Stanley.

Ms Christodoulou was awarded the Australian Institute of Superannuation Trustees (AIST) Fund Executive 2015 scholarship prize and in 2014 she won the Australian government's Board Diversity scholarship. She is a graduate from the Australian Institute of Company Directors (AICE), has a Master's degree in Finance, a bachelor's degree in commerce, and she is currently studying Social Impact.

DIRECTORS' REPORT (Continued)

Craig James



Dr James was appointed to the Board on 4 March 2015.

Dr James is the Research Program Director for Adaptive Urban and Social Systems in the CSIRO Land and Water. He was the Theme Leader for Ecosystem and Species Management in the CSIRO Climate Adaptation Flagship from February 2011 to June 2014.

Dr James led the development of strategy for research teams dealing with terrestrial and marine ecosystems and aspects of adaptation from genomics to global models and climate adaptation decision making based on rigorous biophysical, economic and social understandings.

Dr James now leads CSIRO's capability in social and economic sciences which is deployed to understand human behaviours and socio-political systems in the energy, mining, agriculture, health, environment, and public policy sectors of Australia and many other parts of the world.

Dr James has maintained a strong commitment to voluntary service in the science community throughout his career.

David Rissik



Dr Rissik was appointed to the Board on 19 April 2017.

Dr Rissik is the Deputy Director of the National Climate Change Adaptation Research Facility at Griffith University, where he has played a role in driving research in climate change adaptation, and developed tools to support adaptation planning and action.

With an interest in coastal management, adaptation planning and implementation, and a research interest in socio-ecological systems, Dr Rissik has worked in the university, government and private sectors, predominantly focussing on areas where research supports management and policy.

Dr Rissik has a PhD in biological sciences, a Post Graduate Certificate in Management, and is a Member of the Australian Institute of Company Directors. He is a Past President of the Society of Wetland Sciences Australasian Chapter, and has served on the Council of the Australian Marine Sciences Association.

Dr Rissik was a founding Board member of the Pittwater Environment Fund.

Green Cross Australia 2017 Annual Report

DIRECTORS' REPORT (Continued)

Louisa Carter



Dr Carter was appointed to the Board on 23 June 2017.

She is a public infrastructure architect and urban planner with 25 years experience in city development across a range of disciplines including architecture, urban design, urban planning, transport planning, cultural heritage and city analytics. She has worked both within government and consultancy services, and has a strong appreciation of the processes affecting the (re)development of urban areas.

Dr Carter is one of 20 City Executives across the globe within Arcadis, linking a network of knowledge to our Australian cities. She is driven to deliver city infrastructure investments which are integrated, sustainable and optimised.

Dr Carter is also a member of Arcadis' Australia Pacific Regional Executive team, a GBCA Greenstar Communities Assessor, a representative on the Property Council's Committee for Cities, Consult Australia's Queensland Division Committee and the Infrastructure Association of Queensland's Economic Enabling Taskforce.

Lew Short



Mr Short was appointed to the Board on 23 June 2017.

Mr Short is the Principal of BlackAsh Bushfire Consulting. He is a highly regarded expert in bushfire planning and design with over 20 years experience in local government, the private sector and state government. Lew led the development assessment and Planning for Bushfire Protection for the NSW Rural Fire Service at a State level. He was responsible for the assessment of over 80,000 development applications in Bush Fire Prone Areas and Bushfire Prone Mapping for NSW.

Mr Short has extensive experience providing national leadership in building community resilience. Lew's technical expertise is in bushfire consequence management, risk assessment and mitigation, specifically the planning and design of new developments in high bushfire risk areas to comply with legislative and planning requirements.

Mr Short has worked with some of Australia's leading organisations including NSW Rural Fire Service, Country Fire Authority, Emergency Management Victoria, Lend Lease, Mirvac, Victorian State and Local Governments, Sydney Water Corporation, Great Lakes and Warringah Councils.

The Directors have been in office since the start of the financial year to the date of this report unless otherwise stated.

Green Cross Australia 2017 Annual Report

DIRECTORS' REPORT (Continued)

REMUNERATION OF DIRECTORS

Directors hold honorary positions and receive no remuneration from the company or any related party. Directors are reimbursed for any expenses they incur in their capacity as directors of the company in the conduct of the business of the company.

MEETINGS ATTENDED BY DIRECTORS

During the financial year, each director attended the following number of meetings of the company's directors:

DIRECTORS' MEETINGS

<u>Director</u>	<u>Number of directors meetings eligible to attend</u>	<u>Number of directors meetings attended</u>
Dr Gibbs	6	6
Mr Mansfield	6	6
Ms Edmonds	6	2
Dr James	6	3
Dr Rissik	5	4
Dr Carter	4	4
Mr Short	4	3
Ms Christodoulou	4	4

COMPANY SECRETARY

Linda Dreghorn



Ms Dreghorn was appointed as Company Secretary on registration of the company on 9 May 2007.

Ms Dreghorn is also currently a Director and Company Secretary for DVConnect Limited and the Governance Manager at Arts Queensland. Her previous roles include Company Secretary and Legal Counsel for Major Brisbane Festivals Pty Ltd, General Manager of Brisbane Festival 2006, Secretary of the Queensland Law Society Inc, Co-ordinator of Due Diligence for SunWater's acquisition of major water infrastructure, and Lecturer of Law at the Queensland University of Technology.

Ms Dreghorn has a Bachelor of Arts and a Bachelor of Law from the University of Queensland and a graduate diploma in company secretarial studies, and she has practiced as a solicitor in Queensland for over 20 years.

DIRECTORS' REPORT (Continued)

NON-AUDIT SERVICES

The auditors did not provide non-audit services to the company during the year.


All non-audit services are reviewed and approved by the Board prior to commencement to ensure they do not adversely affect the integrity and objectivity of the auditor or the general principles regarding the auditor independence.

AUDITOR'S INDEPENDENCE DECLARATION

A copy of the auditor's independence declaration as required under section 307C of the *Corporations Act 2001* follows this Directors' Report.

Signed in accordance with a resolution of the Board of Directors.


.....
Director


.....
Director

Date: 6 April 2018

Auditor's Independence Declaration

To the Responsible Entities of Green Cross Australia

In accordance with the requirements of section 60-40 of the *Australian Charities and Not-for-profits Commission Act 2012*, as lead auditor for the review of Green Cross Australia for the year ended 31 December 2017, I declare that, to the best of my knowledge and belief, there have been:

- a) No contraventions of the auditor independence requirements of the *Australian Charities and Not-for-profits Commission Act 2012* in relation to the review; and
- b) No contraventions of any applicable code of professional conduct in relation to the review.

Nexia Brisbane Audit Pty Ltd

Nexia Brisbane Audit Pty Ltd

Robertson.

A M Robertson
Director

Level 28, 10 Eagle Street,
Brisbane, QLD, 4000

Date: 6 April 2018

GREEN CROSS AUSTRALIA

**STATEMENT OF PROFIT OR LOSS AND OTHER COMPREHENSIVE INCOME
FOR THE YEAR ENDED 31 DECEMBER 2017**

	Note	2017 \$	2016 \$
Revenue	2	4,374	42,917
Project costs	3	(22,741)	(54,981)
Administration expenses	3	<u>(13,063)</u>	<u>(7,896)</u>
Current year deficit before income tax		(31,430)	(19,960)
Income tax expense	1	<u>-</u>	<u>-</u>
Net current year deficit attributable to members of the entity		<u>(31,430)</u>	<u>(19,960)</u>
Other comprehensive income			
Items that will not be reclassified subsequently to profit or loss		-	-
Items that may be reclassified to profit or loss when specific conditions are met		<u>-</u>	<u>-</u>
Total other comprehensive income for the year		<u>-</u>	<u>-</u>
Total comprehensive income for the year, attributable to members of the entity		<u>(31,430)</u>	<u>(19,960)</u>

The accompanying notes form part of these financial statements

GREEN CROSS AUSTRALIA

**STATEMENT OF FINANCIAL POSITION
AS AT 31 DECEMBER 2017**

	Note	2017 \$	2016 \$
ASSETS			
CURRENT ASSETS			
Cash on hand	4	52,831	71,708
Other current assets	7	400	1,012
TOTAL CURRENT ASSETS		53,231	72,720
NON-CURRENT ASSETS			
Property, plant and equipment	5	-	2,537
Intangibles	6	13,518	27,037
TOTAL NON-CURRENT ASSETS		13,518	29,574
TOTAL ASSETS		66,749	102,294
LIABILITIES			
CURRENT LIABILITIES			
Accounts payable and other payables	8	1,018	5,133
TOTAL CURRENT LIABILITIES		1,018	5,133
NON-CURRENT LIABILITIES			
TOTAL NON-CURRENT LIABILITIES		-	-
TOTAL LIABILITIES		1,018	5,133
NET ASSETS		65,731	97,161
EQUITY			
Retained surplus	12	65,731	97,161
TOTAL EQUITY		65,731	97,161

The accompanying notes form part of these financial statements

GREEN CROSS AUSTRALIA

**STATEMENT OF CHANGES IN EQUITY
FOR THE YEAR ENDED 31 DECEMBER 2017**

	Retained Surplus	Total Equity
	\$	\$
2016		
Balance at beginning of year	<u>117,121</u>	<u>117,121</u>
Deficit for the year attributable to members of the entity	(19,960)	(19,960)
Other comprehensive income for the year	<u>-</u>	<u>-</u>
Total comprehensive income attributable to members of the entity	<u>(19,960)</u>	<u>(19,960)</u>
Balance at 31 December 2016	<u><u>97,161</u></u>	<u><u>97,161</u></u>
2017		
Balance at beginning of year	<u>97,161</u>	<u>97,161</u>
Deficit for the year attributable to members of the entity	(31,430)	(31,430)
Other comprehensive income for the year	<u>-</u>	<u>-</u>
Total comprehensive income attributable to members of the entity	<u>(31,430)</u>	<u>(31,430)</u>
Balance at 31 December 2017	<u><u>65,731</u></u>	<u><u>65,731</u></u>

The accompanying notes form part of these financial statements

GREEN CROSS AUSTRALIA

**STATEMENT OF CASHFLOWS
FOR THE YEAR ENDED 31 DECEMBER 2017**

	Note	2017 \$	2016 \$
CASH FLOWS FROM OPERATING ACTIVITIES			
Receipts from contributions and partnerships		2,306	48,740
Payments to suppliers and employees		(21,480)	(52,155)
Interest received		297	573
Net cash provided by/(used in) operating activities	9	<u>(18,877)</u>	<u>(2,842)</u>
CASH FLOWS FROM INVESTING ACTIVITIES			
Net cash used in investing activities		<u>-</u>	<u>-</u>
CASH FLOWS FROM FINANCING ACTIVITIES			
Net cash used in financing activities		<u>-</u>	<u>-</u>
NET INCREASE/(DECREASE) IN CASH HELD			
Cash at the beginning of the year		71,708	74,550
Cash at the end of the year	4	<u>52,831</u>	<u>71,708</u>

The accompanying notes form part of these financial statements

GREEN CROSS AUSTRALIA

NOTES TO THE FINANCIAL STATEMENTS FOR THE YEAR ENDED 31 DECEMBER 2017

NOTE 1: STATEMENT OF SIGNIFICANT ACCOUNTING POLICIES

The financial statements are for Green Cross Australia as an individual entity, incorporated and domiciled in Australia. Green Cross Australia is a company limited by guarantee.

The financial statements were authorised for issue by the directors of the company as at the date of the directors' declaration.

Basis of Preparation

These general purpose financial statements that have been prepared in accordance with the Australian Charities and Not-for-profits Commission act 2012 and Australian Accounting Standards and Interpretations of the Australian Accounting Standards Board. The company is a not-for-profit entity for financial reporting purposes under Australian Accounting Standards. Material accounting policies adopted in the preparation of these financial statements are presented below and have been consistently applied unless stated otherwise.

The financial statements, except for the cash flow information, have been prepared on an accruals basis and are based on historical costs, modified, where applicable, by the measurement at fair value of selected non-current assets, financial assets and financial liabilities. The amounts presented in the financial statements have been rounded to the nearest dollar.

Accounting Policies

- **Accounts Payable and Other Payables**

Accounts payable and other payables represent the liability outstanding at the end of the reporting period for goods and services received by the company during the reporting period which remain unpaid. The balance is recognised as a current liability with the amounts normally paid within 30 days of recognition of the liability.

- **Plant and Equipment**

Plant and equipment are measured on the cost basis and are therefore carried at cost less accumulated depreciation and any accumulated impairment losses. In the event the carrying amount of plant and equipment is greater than the estimated recoverable amount, the carrying amount is written down immediately to the estimated recoverable amount and impairment losses are recognised either in profit or loss. A formal assessment of recoverable amount is made when impairment indicators are present.

Plant and equipment that have been contributed at no cost or for nominal cost are recognised at the fair value of the asset at the date it is acquired.

Depreciation

The depreciable amount of plant and equipment is depreciated on a diminishing value basis over their useful lives to the entity commencing from the time the asset is held ready for use.

The depreciation rates used for each class of assets are:

Class of Fixed Asset	Depreciation Rate
Plant and equipment	15% - 37.5%

The assets' residual values and useful lives are reviewed, and adjusted if appropriate, at each reporting period.

An asset's carrying amount is written down immediately to its recoverable amount if the assets carrying amount is greater than its estimated recoverable amount.

GREEN CROSS AUSTRALIA

NOTES TO THE FINANCIAL STATEMENTS FOR THE YEAR ENDED 31 DECEMBER 2017

NOTE 1: STATEMENT OF SIGNIFICANT ACCOUNTING POLICIES (Continued)

- **Plant and Equipment (continued)**

Gains and losses on disposal are determined by comparing proceeds with the carrying amount. These gains or losses are included in the profit or loss in the period in which they arise.

- **Intangibles – Website and Database costs**

Website & database development costs are recorded at cost. These costs are carried at cost less any accumulated amortisation and impairment losses. The estimated useful life of these costs will be 2.5 years and these costs will be assessed annually for impairment.

- **Intangibles – Software**

Software is recorded at cost. It has a finite life and is carried at cost less accumulated amortisation and any impairment losses. Software has an estimated useful life of between one and three years. It is assessed annually for impairment.

- **Income Tax**

The company does not pay income tax as it has been given income tax exempt charity status by the Australian Taxation Office (“ATO”). This exemption has been confirmed by the ATO. The company holds deductible gift recipient status.

- **Cash on Hand**

Cash on hand includes cash on hand and at call deposits with banks other short-term highly liquid investments with original maturities of three months or less and bank overdrafts. Bank overdrafts are shown within short-term borrowings in current liabilities on the statement of financial position.

- **Revenue**

Non-reciprocal grant revenue is recognised in profit or loss when the entity obtains control of the grant and it is probable that the economic benefits gained from the grant will flow to the entity and the amount of the grant can be measured reliably.

If conditions are attached to the grant which must be satisfied before it is eligible to receive the contribution, the recognition of the grant as revenue will be deferred until those conditions are satisfied.

When grant revenue is received whereby the entity incurs an obligation to deliver economic value directly back to the contributor, this is considered a reciprocal transaction and the grant revenue is recognised in the statement of financial position as a liability until the service has been delivered to the contributor, otherwise the grant is recognised as income on receipt.

Donations are recognised as revenue when received.

In-kind Contributions - Services donated to the company are included at the fair value to the company where this can be quantified and a third party is bearing the cost

Interest revenue is recognised using the effective interest rate method, which for floating rate financial assets is the rate inherent in the instrument

Revenue from the rendering of a service is recognised upon the delivery of the service to the customers.

All revenue is stated net of the amount of goods and services tax (GST).

GREEN CROSS AUSTRALIA

NOTES TO THE FINANCIAL STATEMENTS FOR THE YEAR ENDED 31 DECEMBER 2017

NOTE 1: STATEMENT OF SIGNIFICANT ACCOUNTING POLICIES (Continued)

- **Goods and Services Tax (GST)**

Revenues, expenses and assets are recognised net of the amount of GST, except where the amount of GST incurred is not recoverable from the Australian Tax Office. Receivables and payables are stated inclusive of the amount of GST receivable or payable. The net amount of GST recoverable from, or payable to, the ATO is included with other receivables or payables in the statement of financial position.

Cash flows are presented in the statement of cashflows on a gross basis. The GST components of cash flows arising from investing or financing activities, which are recoverable from or payable to the ATO, are presented as operating cash flows included in receipts from customers or payments to suppliers.

- **Financial Instruments**

Initial Recognition and Measurement

Financial assets and financial liabilities are recognised when the entity becomes a party to the contractual provisions to the instrument. For financial assets, this is equivalent to the date that the company commits itself to either the purchase or sale of the asset (ie trade date accounting is adopted).

Financial instruments are initially measured at fair value plus transaction costs, except where the instrument is classified 'at fair value through profit or loss', in which case transaction costs are expensed to profit or loss immediately.

Classification and Subsequent Measurement

Financial instruments are subsequently measured at fair value, amortised cost using the effective interest rate method, or cost.

Amortised cost is calculated as the amount at which the financial asset or financial liability is measured at initial recognition less principal repayments and any reduction for impairment, and adjusted for any cumulative amortisation of the difference between that initial amount and the maturity amount calculated using the effective interest method.

The *effective interest method* is used to allocate interest income or interest expense over the relevant period and is equivalent to the rate that exactly discounts estimated future cash payments or receipts (including fees, transaction costs and other premiums or discounts) through the expected life (or when this cannot be reliably predicted, the contractual term) of the financial instrument to the net carrying amount of the financial asset or financial liability. Revisions to expected future net cash flows will necessitate an adjustment to the carrying amount with a consequential recognition of an income or expense item in profit or loss.

- i. *Loans and receivables*

Loans and receivables are non-derivative financial assets with fixed or determinable payments that are not quoted in an active market and are subsequently measured at amortised cost. Gains or losses are recognised in profit or loss through the amortisation process and when the financial asset is derecognised.

- ii. *Financial liabilities*

Non-derivative financial liabilities (excluding financial guarantees) are subsequently measured at amortised cost. Gains or losses are recognised in profit or loss through the amortisation process and when the financial liability is derecognised.

**NOTES TO THE FINANCIAL STATEMENTS
FOR THE YEAR ENDED 31 DECEMBER 2017**

NOTE 1: STATEMENT OF SIGNIFICANT ACCOUNTING POLICIES (Continued)

- **Financial Instruments (continued)**

Impairment

At the end of each reporting period, the company assesses whether there is objective evidence that a financial asset has been impaired. A financial asset or a group of financial assets will be deemed to be impaired if, and only if, there is objective evidence of impairment as a result of the occurrence of one or more events (a "loss event"), which has an impact on the estimated future cash flows of the financial asset(s).

In the case of financial assets carried at amortised cost, loss events may include indications that the debtors, or a group of debtors, are experiencing significant financial difficulty, default or delinquency in interest or principal payments, indications that they will enter into bankruptcy or other financial reorganisation and changes in arrears or economic conditions that correlate with defaults.

For financial assets carried at amortised cost (including loans and receivables), a separate allowance account is used to reduce the carrying amount of financial assets impaired by credit losses. After having undertaken all possible measures of recovery, if the management establishes that the carrying amount cannot be recovered by any means, at that point the writing off amounts are charged to the allowance account or the carrying amount of impaired financial assets is reduced directly if no impairment amount was previously recognised in the allowance accounts.

When the terms of financial assets that would otherwise have been past due or impaired have been renegotiated, the company recognises the impairment for such financial assets by taking into account the original terms as if the terms have not been renegotiated so that the loss events that have occurred are duly considered.

Derecognition

Financial assets are derecognised where the contractual rights to receipt of cash flows expires or the asset is transferred to another party whereby the entity no longer has any significant continuing involvement in the risks and benefits associated with the asset. Financial liabilities are derecognised where the related obligations are either discharged, cancelled or expired. The difference between the carrying value of the financial liability extinguished or transferred to another party and the fair value of consideration paid, including the transfer of non-cash assets or liabilities assumed, is recognised in profit or loss.

- **Comparative Figures**

Where required by Accounting Standards, comparative figures have been adjusted to conform to changes in presentation for the current financial year. When an entity applies an accounting policy retrospectively, makes a retrospective restatement or reclassifies items in its financial statements, a statement of financial position as at the beginning of the earliest comparative period must be disclosed.

- **Impairment of assets**

At the end of each reporting period, the entity reviews the carrying amounts of its tangible and intangible assets to determine whether there is any indication that those assets have been impaired. If such an indication exists, an impairment test is carried out on the asset by comparing the recoverable amount of the asset, being the higher of the asset's fair value less costs of disposal and value in use, to the asset's carrying amount. Any excess of the asset's carrying amount over its recoverable amount is recognised immediately in profit or loss.

Where the future economic benefits of the asset are not primarily dependent upon the asset's ability to generate net cash inflows and when the entity would, if deprived of the asset, replace its remaining future economic benefits, value in use is determined as the depreciated replacement cost of the asset.

Where it is not possible to estimate the recoverable amount of an individual asset, the entity estimates the recoverable amount of the cash-generating unit to which the asset belongs.

GREEN CROSS AUSTRALIA

NOTES TO THE FINANCIAL STATEMENTS FOR THE YEAR ENDED 31 DECEMBER 2017

NOTE 1: STATEMENT OF SIGNIFICANT ACCOUNTING POLICIES (Continued)

- **Critical Accounting Estimates and Judgments**

The directors evaluate estimates and judgments incorporated into the financial report based on historical knowledge and best available current information. Estimates assume a reasonable expectation of future events and are based on current trends and economic data, obtained both externally and within the company.

Key estimates – Impairment

The company assesses impairment at each reporting date by evaluating conditions specific to the company that may lead to impairment of assets. Where an impairment trigger exists, the recoverable amount of the asset is determined. Value-in-use calculations performed in assessing recoverable amounts incorporate a number of key estimates.

Key judgments – Future Funding

As at 31 December 2017, the company's balance sheet shows total assets of \$66,749 (including cash assets of \$52,831), total liabilities of \$1,018 and net assets of \$65,731. In 2017, the company incurred a deficit of \$31,430, compared to a deficit of \$19,960 in 2016.

With changing government priorities and funding programs, the Company has recognised the need to maintain a nimble business model which involves supporting a network of deliver partners and consultants, with capacity to deliver on projects through outsourced and insourced consultants as needed. By ensuring that the model was suitably capitalised when the change was made in 2015 and by carefully managing our modest operating costs and recurring donations going forward, we have ensured that Green Cross Australia remains financially viable going forward.

- **New Accounting Standards for Application in Future Periods**

The AASB has issued a number of new and amended Accounting Standards and Interpretations that have mandatory application dates for future reporting periods, some of which are relevant to the company. The company has decided not to early adopt any of the new and amended pronouncements. The company's assessment of the new and amended pronouncements that are relevant to the company but applicable in future reporting periods is that there will not be any material change to the company's financial statements.

GREEN CROSS AUSTRALIA

**NOTES TO THE FINANCIAL STATEMENTS
FOR THE YEAR ENDED 31 DECEMBER 2017**

	2017 \$	2016 \$
NOTE 2: REVENUE		
Revenue		
Contributions received		
Corporate Partnerships	2,877	4,560
Donations		
Public Donations	1,100	1,320
Project income	100	36,464
Other Revenue		
Interest received	297	573
Total revenue and other income	<u>4,374</u>	<u>42,917</u>
NOTE 3: NET CURRENT YEAR DEFICIT		
Expenses:		
Included in project and administration costs are the following:		
Amortisation of intangibles	13,519	18,025
Depreciation of plant and equipment	2,537	1,833
Project costs comprises:		
Green Lane Diary	357	522
Future Sparks	1,183	1,538
Build it Back Green	1,080	1,439
Web Communications	6,397	7,970
HardenUp	5,953	7,266
Witness King Tides	787	983
Act First	5,542	7,390
Business Adaptation Network	500	7,649
NCCARF Griffith University	-	9,000
Whatever the Weather (QCAS)	183	10,145
Fundraising	759	1,079
	<u>22,741</u>	<u>54,981</u>
Administration costs comprises:		
General office and operating expenses	13,063	7,896
Total expenses	<u>35,804</u>	<u>62,877</u>

GREEN CROSS AUSTRALIA

**NOTES TO THE FINANCIAL STATEMENTS
FOR THE YEAR ENDED 31 DECEMBER 2017**

	2017	2016
	\$	\$
NOTE 4: CASH ON HAND		
Cash at bank	<u>52,831</u>	<u>71,708</u>
Reconciliation of cash		
Cash at the end of the financial year as shown in the Statement of Cash Flows is reconciled to items in the Statement of Financial Position as follows:		
Cash on hand	<u>52,831</u>	<u>71,708</u>
NOTE 5: PROPERTY, PLANT AND EQUIPMENT		
Non-current		
Plant and equipment - at cost	59,581	59,581
Less accumulated depreciation	<u>(59,581)</u>	<u>(57,044)</u>
	<u>-</u>	<u>2,537</u>
Total property, plant and equipment (a)	<u>-</u>	<u>2,537</u>
(a) Movements in the carrying amounts for each class of property, plant and equipment between the beginning and the end of the current financial year:		
Balance at beginning of the financial year	2,537	4,370
Depreciation expense	<u>(2,537)</u>	<u>(1,833)</u>
Balance at end of the financial year	<u>-</u>	<u>2,537</u>

GREEN CROSS AUSTRALIA

NOTES TO THE FINANCIAL STATEMENTS
FOR THE YEAR ENDED 31 DECEMBER 2017

	2017 \$	2016 \$
NOTE 6: INTANGIBLES		
Website and database	277,691	277,691
Less accumulated amortisation	<u>(264,173)</u>	<u>(250,654)</u>
	<u>13,518</u>	<u>27,037</u>
Total intangibles (a)	<u>13,518</u>	<u>27,037</u>

(a) Movements in the carrying amounts for each class of intangible property between the beginning and the end of the current financial year:

Balance at beginning of the financial year	27,037	45,062
Amortisation expense	<u>(13,519)</u>	<u>(18,025)</u>
Balance at end of the financial year	<u>13,518</u>	<u>27,037</u>

NOTE 7: OTHER ASSETS

Current

Prepayments	<u>400</u>	<u>1,012</u>
	<u>400</u>	<u>1,012</u>

NOTE 8: ACCOUNTS PAYABLE AND OTHER PAYABLES

Current

Unsecured

Trade and other payables	<u>1,018</u>	<u>5,133</u>
See note 14	<u>1,018</u>	<u>5,133</u>

The average credit period on accounts payable is 30 days. No interest is payable on outstanding payables during this period. There are no payables outstanding longer than this period. The total of all financial liabilities at amortised cost is represented in the Accounts Payable and Other Payables amounts above.

GREEN CROSS AUSTRALIA

**NOTES TO THE FINANCIAL STATEMENTS
FOR THE YEAR ENDED 31 DECEMBER 2017**

	2017	2016
	\$	\$
NOTE 9: CASH FLOW INFORMATION		
Reconciliation of Cash Flow From Operations with current year deficit		
Operating deficit after income tax	(31,430)	(19,960)
Non-cash flows in operating profit:		
Depreciation and amortisation	16,056	19,858
Changes in assets and liabilities:		
(Increase)/decrease in accounts receivable and other debtors	-	2,750
(Increase)/decrease in other assets	612	(426)
Increase/(decrease) in accounts payable and other payables	(4,115)	(5,064)
Cash flows from operations	(18,877)	(2,842)

NOTE 10: AUDITORS' REMUNERATION

Remuneration of the auditor of the company for:
Reviewing the financial report

3,800	3,700
3,800	3,700

NOTE 11: KEY MANAGEMENT PERSONNEL

The company does not have any Key Management Personnel (2016: nil).

NOTE 12: MEMBERS' GUARANTEE

The liability of the members of the company is limited. Should the company be wound up while that person is a member, or within one year after they cease to be a member, each member shall contribute an amount not exceeding \$50, for the following purposes:

- for the payment of debts and liabilities of the company that were incurred before they ceased to be a member;
- for the payment of the costs, charges and expenses of winding up; and
- for the adjustment of the rights of the contributories themselves.

GREEN CROSS AUSTRALIA

**NOTES TO THE FINANCIAL STATEMENTS
FOR THE YEAR ENDED 31 DECEMBER 2017**

NOTE 12: MEMBERS' GUARANTEE (Continued)

At 31 December 2017 the number of members was as follows:

	2017	2016
Ordinary (non-voting)	10	10
Community (non-voting)	1	1
Director and Foundation (voting)	9	5
Foundation (voting)	96	96
	<u>116</u>	<u>112</u>

NOTE 13: CAPITAL MANAGEMENT

The company's capital comprises its retained earnings and accounts and other payables supported by its financial assets. The company's policy is to balance these sources of capital to meet its operating requirements and ensure that the company can continue as a going concern.

There are no externally imposed capital requirements. There have been no changes in the strategy adopted by management to control the capital of the company since last year.

NOTE 14: FINANCIAL RISK MANAGEMENT

The company's financial instruments consist mainly of deposits with banks, accounts receivable and payable. The totals for each category of financial instruments measured in accordance with AASB139 as detailed in the accounting policies to these financial statements, are as follows:

	Note	2017 \$	2016 \$
Financial Assets			
Cash on hand	4	52,831	71,708
Total Financial Assets		<u>52,831</u>	<u>71,708</u>
Financial Liabilities			
Financial liabilities at amortised cost	8	1,018	5,133
Total Financial Liabilities		<u>1,018</u>	<u>5,133</u>

(a) Financial Risk Management Policies

The board of directors meet on a regular basis to analyse financial risk exposure and to evaluate treasury management strategies in the context of the most recent economic conditions and forecasts.

**NOTES TO THE FINANCIAL STATEMENTS
FOR THE YEAR ENDED 31 DECEMBER 2017**

NOTE 14: FINANCIAL RISK MANAGEMENT (continued)

(a) Financial Risk Management Policies (continued)

The board's overall risk management strategy seeks to assist the company in meeting its financial targets, whilst minimising potential adverse effects on financial performance.

Risk management policies are approved and reviewed by the Board on a regular basis. These include credit risk policies and future cash flow requirements.

Specific Financial Risk Exposures and Management

The main risks the company is exposed to through its financial instruments are interest rate risk, liquidity risk and credit risk. There have been no substantive changes in the types of risks the company is exposed to, how these risks arise, or the board's objectives, policies and processes for managing or measuring the risks from the previous years.

Credit risk

Credit risk is the risk of financial loss to the company if a customer or counterparty to a financial instrument fails to meet its contractual obligations, and arises principally from the company's receivables from customers and term deposits at banks. The maximum exposure to credit risk, excluding the value of any collateral or other security, at balance date to recognised financial assets, is the carrying amount, net of any provisions for impairment of those assets, as disclosed in the statement of financial position and notes to the financial statements.

The company does not have any material credit risk exposure to any single receivable or group of receivables.

Market Risk - Interest rate risk

Exposure to interest rate risk arises on financial assets and financial liabilities recognised at the end of the reporting period whereby a future change in interest rates will affect future cashflows. The company is also exposed to earnings volatility on floating rate instruments. The financial instruments that expose the company to interest rate risk are limited to cash on hand.

Liquidity risk

Liquidity risk is the risk that the company will not be able to meet its financial obligations as they fall due. The company's approach to managing liquidity is to ensure, as far as possible, that it will always have sufficient liquidity to meet its liabilities when due, under both normal and stressed conditions, without incurring unacceptable losses or risking damage to the company's reputation.

The company manages liquidity risk by monitoring forecast cash flows in relation to its operational, investing and financing activities, managing credit risk related to financial assets and only investing surplus cash with major financial institutions.

GREEN CROSS AUSTRALIA

**NOTES TO THE FINANCIAL STATEMENTS
FOR THE YEAR ENDED 31 DECEMBER 2017**

NOTE 14: FINANCIAL RISK MANAGEMENT (continued)

(b) Financial Instrument Composition and Maturity Analysis

The table below reflects the undiscounted contractual settlement terms for financial instruments of a fixed period of maturity, as well as management's expectations of the settlement period for all other financial instruments. As such, the amounts may not reconcile to the statement of financial position.

	Within 1 Year		1 - 5 Years		Total	
	2017 \$	2016 \$	2017 \$	2016 \$	2017 \$	2016 \$
Financial Assets - cash flows realisable:						
Cash on hand	52,831	71,708	-	-	52,831	71,708
Total anticipated inflows	52,831	71,708	-	-	52,831	71,708
Financial Liabilities due for payment:						
Trade and other payables	1,018	5,133	-	-	1,018	5,133
Total expected outflows	1,018	5,133	-	-	1,018	5,133
Net inflow on financial instruments	51,813	66,575	-	-	51,813	66,575

(c) Fair Value Estimate

Cash on hand and trade and other payable are short-term instruments in nature whose carrying amount is equivalent to fair value.

(d) Sensitivity Analysis

Interest rate risk

The company has performed a sensitivity analysis relating to its exposure to interest rate risk at balance date. This sensitivity analysis demonstrates the effect on the current year results and equity which could result from a change in this risk.

At 31 December 2017, the effect on profit and equity as a result of a 1% up/down change in the interest rate on financial instruments with a variable rate, with all other variables remaining constant, would be as follows \$623 down/up (2016: \$731 down/up).

There have been no changes in any of the assumptions used to prepare the above sensitivity analysis from the prior year.

GREEN CROSS AUSTRALIA

**NOTES TO THE FINANCIAL STATEMENTS
FOR THE YEAR ENDED 31 DECEMBER 2017**

NOTE 15: RELATED PARTY TRANSACTIONS

Transactions between related parties are on normal commercial terms and conditions no more favourable than those available to other parties unless otherwise stated.

Directors & key management personnel:

The directors and key management personnel, or their related entities, may transact with the company within a normal member, customer or supplier relationship on terms and conditions no more favourable than those with which it is reasonable to expect the company would have adopted if dealing with an entity at arm's length. There have been no such transactions in 2017. (2016: nil)

NOTE 16: CONTINGENCIES

The company does not have any contingent liabilities or contingent assets (2016: nil).

NOTE 17: CAPITAL AND LEASING COMMITMENTS

The company does not have any capital or leasing commitments (2016: nil).

NOTE 18: COMPANY DETAILS

The registered office and principal place of business of the company is:
Green Cross Australia
Level 28, 10 Eagle Street
Brisbane QLD 4000

RESPONSIBLE PERSONS DECLARATION

The responsible persons of the registered entity declare that, in the responsible persons' opinion:

1. The financial statements and notes as set out on pages 18 to 34 are in accordance with the Australian Charities and Not-for-profits Commission Act 2012 and:
 - a) comply with Australian Accounting Standards; and
 - b) give a true and fair view of the registered entity's financial position as at 31 December 2017 and of its performance for the year ended on that date.
2. There are reasonable grounds to believe that the registered entity will be able to pay its debts as and when they become due and payable.

This declaration is signed in accordance with subsection 60.15(2) of the Australian Charities and Not-for-profits Commission Regulation 2013.


.....
Director


.....
Director

Date: 6 April 2018

INDEPENDENT AUDITOR'S REVIEW REPORT TO THE MEMBERS OF GREEN CROSS AUSTRALIA

Report on the Annual Financial Report

We have reviewed the accompanying financial report of Green Cross Australia ("the company"), which comprises the statement of financial position as at 31 December 2017, the statement of profit or loss and other comprehensive income, statement of changes in equity and statement of cash flows for the year ended on that date, notes comprising a summary of significant accounting policies and other explanatory information, and the responsible entities' declaration.

Responsible Entities' Responsibility for the Annual Financial Report

The responsible entities of the company are responsible for the preparation of the financial report that gives a true and fair view in accordance with Australian Accounting Standards (including Australian Accounting Interpretations) and the *Australian Charities and Not-for-profits Commission Act 2012* and for such internal control as the responsible entities determine is necessary to enable the preparation of the financial report that gives a true and fair view and is free from material misstatement, whether due to fraud or error.

Auditor's Responsibility

Our responsibility is to express a conclusion on the financial report based on our review. We conducted our review in accordance with Auditing Standard on Review Engagements ASRE 2415: *Review of a Financial Report: Company Limited by Guarantee or an Entity Reporting under ACNC Act or Other Applicable Legislation or Regulation*, in order to state whether, on the basis of the procedures described, we have become aware of any matter that makes us believe that the financial report is not in accordance with Division 60 of the *Australian Charities and Not-for-profits Commission Act 2012* including: giving a true and fair view of the company's financial position at 31 December 2017 and its performance for the year ended on that date; and complying with Australian Accounting Standards and the *Australian Charities and Not-for-profits Commission Regulation 2013*. ASRE 2415 requires that we comply with the ethical requirements relevant to the review of the financial report.

A review of a financial report consists of making enquiries, primarily of persons responsible for financial and accounting matters, and applying analytical and other review procedures. A review is substantially less in scope than an audit conducted in accordance with Australian Auditing Standards and consequently does not enable us to obtain assurance that we would become aware of all significant matters that might be identified in an audit. Accordingly, we do not express an audit opinion.

**INDEPENDENT AUDITOR'S REVIEW REPORT TO THE MEMBERS OF GREEN CROSS AUSTRALIA
(CONTINUED)*****Independence***

In conducting our review, we have complied with the independence requirements of the *Australian Charities and Not-for-profits Commission Act 2012*. We confirm that the independence declaration required by the *Australian Charities and Not-for-profits Commission Act 2012*, provided to the directors of the company, as attached to the director's report, has not changed as at the date of this auditor's review report.

Conclusion

Based on our review, which is not an audit, we have not become aware of any matter that makes us believe that the financial report of Green Cross Australia is not in accordance with Division 60 of the *Australian Charities and Not-for-profits Commission Act 2012* including;

- (i) giving a true and fair view of the company's financial position as at 31 December 2017 and of its financial performance for the year ended on that date; and
- (ii) complying with Australian Accounting Standards and the *Australian Charities and Not-for-profits Commission Regulation 2013*.

Emphasis of Matter Related to Going Concern

Without qualifying our opinion, we draw attention to Note 1 "Key judgements – Future Funding" in the financial statements. The financial statements have been prepared on a going concern basis which contemplates that the company will continue to meet its commitments and can therefore continue normal business activities and the realisation of assets and settlement of liabilities in the ordinary course of business.

As indicated in the note, the company had cash assets of \$52,831 and net assets of \$65,731. The Responsible entities have outlined the company's business model in Note 1 to the financial statements and therefore determined it is appropriate to prepare the financial statements on a going concern basis.

The financial report does not include adjustments relating to the recoverability or classification of recorded assets amounts or to the amounts or classification of liabilities that might be necessary should the company not be able to continue as a going concern.

Nexia Brisbane Audit Pty Ltd

Nexia Brisbane Audit Pty Ltd

Robertson.

A M Robertson
Director

Level 28, 10 Eagle Street,
Brisbane, QLD, 4000

Date: 6 April 2018